
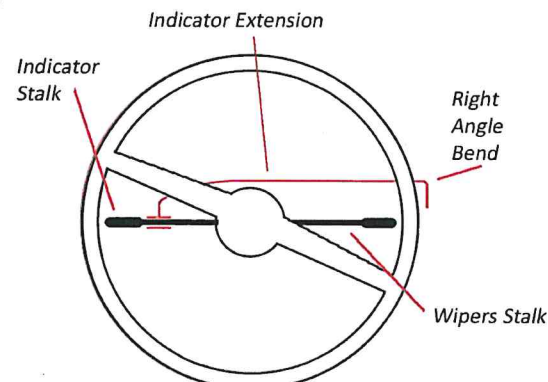
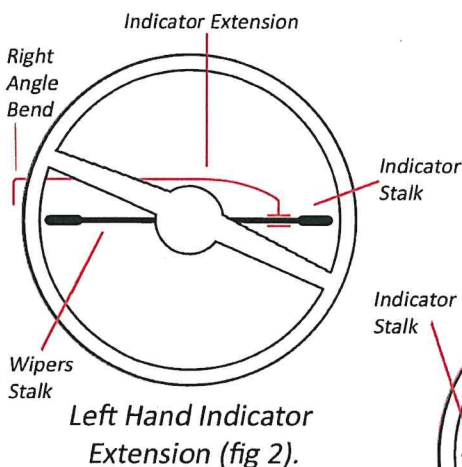



# Indicator Extension

(Suitable for left or right handed use)



Indicator Extension Functions (fig1).



Right Hand Indicator Extension (fig 3).

The Bekker Indicator extension is a simple yet effective design. The indicator extension consists of a metal rod formed to extend the function of the indicator lever across to the opposite side of the steering wheel, therefore releasing your hand that would normally be used to trigger the indicator lever. Not only does it allow you to switch both of your indicators on and off, you can also switch your high beam on and off too! (illustrated in fig 1).

Once you have tried the Bekker Indicator Extension, you will wonder how you managed without one! The indicator needs no modification to the standard indicator stalk, it simply bolts to the existing stalk. This means that there are no permanent alterations to the vehicle.

The diagrams on the left hand side (fig 2 & 3) illustrate the right and left hand extensions. The extension can be made to the exact length or angle that you require (the diagram illustrates the extension with the end bent downwards at 90 degrees, this is a more common configuration)

Should you require any more information on the Bekker Indicator Extension, please call the sales department on 01377 241700.